

SUMMER 2019

THE PULSE

NASCI NEWSLETTER

REGISTER TODAY FOR NASCI 2019 MEETING!

NASCI EXECUTIVE OFFICERS

PRESIDENT

Karen G. Ordovas, MD, MAS,
FNASCI, FSCMR

PRESIDENT-ELECT

Jacobo Kirsch, MD, FNASCI

VICE PRESIDENT

Diana Litmanovich, MD, FNASCI

TREASURER

Greg Kicska, MD, PhD, FNASCI

SECRETARY

Phillip Young, MD, FNASCI

IMMEDIATE PAST PRESIDENT

Charles White, MD, FNASCI

REGISTER ONLINE www.nasci.org



@NASCISociety



@NASCISociety

WHAT'S INSIDE THIS ISSUE

PRESIDENT'S ADDRESS	2
NASCI EXECUTIVE INTRODUCTIONS	3
MISSION STATEMENT	4
NASCI MEMBERSHIP SURVEY RESULTS	5
MEMBER SPOTLIGHT	9
MEMBER NEWS	9
NEW MEMBERS	10
INAUGURAL NASCI SEED GRANT	11
SOCIAL MEDIA	11
2019 MEETING INVITATION	12
NEWSLETTER EDITORIAL TEAM	12



Dear NASCI members and cardiovascular imaging community,

It is such a great honor to serve as President of the North American Society of Cardiovascular Imaging, the professional society I call home. I have thrived in the diverse and inclusive NASCI environment for the past 15 years. I have received invaluable training and mentoring in the early career stages, developed a tight professional network with the elite of cardiovascular imaging over the years, and finally helped shape the future of our specialty while serving on the NASCI Board of Directors.

These are very exciting times for our specialty and NASCI has been an important leader and facilitator of the successes we are experiencing today, with highlights including the incomparable growth in the areas of artificial intelligence applied to cardiac radiology, functional ischemic heart disease imaging, and device-specific pre-procedure planning.

This year's highlight is the birth of the NASCI seed grant program, a collaboration between our loyal corporate supporters and the NASCI R&D fund — truly, a great representation of your donations at work! The seed grant is an important step our society is taking to foster innovation and build a strong foundation for the future of our specialty.

Another highlight of current society efforts is how NASCI is encouraging the dissemination of knowledge in cardiovascular Imaging by co-sponsoring sessions held during the most influential national and international cardiovascular imaging meetings. This year, we had members representing NASCI at the annual meetings of the Radiological Society of North America, American Heart Association, Society of Cardiovascular Magnetic Resonance Imaging, European Society of Cardiovascular Imaging, Asian Society of Cardiovascular Imaging, as well as at the CADECI (“Congreso Anual de Cardiología Internacional”) and the Cardiovascular Imaging in Computed Tomography Summit (CIVICS).

Finally, cardiovascular imaging professionals will soon be able to count on NASCI to provide verification of training and expertise in both cardiac MRI and CT through a single application process. NASCI is establishing this program to attest the expertise of multimodality cardiac imagers for the purposes of credentialing or subspecialty certification. The program is aligned with NASCI's mission of promoting excellence in the clinical practice of cardiovascular imaging.

These are just a few of the many very exciting events of our society. Our future is bright because of the dedication of each one of our members. Thank you for helping today's NASCI build the cardiovascular imaging of tomorrow!



NASCI EXECUTIVE INTRODUCTIONS

PRESIDENT

Karen G. Ordovas, MD, MAS, FNASCI, FSCMR



Dr. Ordovas is a Professor in Residence of Radiology and Medicine and Director of Cardiac Imaging in the Department of Radiology and Biomedical Imaging at the University of California, San Francisco.

Dr. Ordovas is the Chair of Cardiovascular Research Commission of the American College of Radiology (ACR) and Board member of the Society of Cardiovascular Magnetic Resonance (SCMR). She specializes in Cardiac and Pulmonary Imaging. Her main research interests are in the clinical impact of advanced cardiovascular CT and MR, with primary focus in non-ischemic cardiomyopathies and adult congenital heart diseases. She has also led efforts to increase the awareness of MRI advantages to evaluate women with cardiovascular disease.

Karen attended medical school in the Federal University of Rio Grande do Sul and completed her residency training in the Cardiology Institute of Rio Grande do Sul, in Brazil. She moved to the United States in 2003 to pursue a research and clinical career in cardiovascular imaging at UCSF, where she completed 2 years of research fellowship, 1 year of clinical fellowship, and has joined the faculty in 2007.

Her main interests beyond medicine are Brazilian music, traveling and dancing. She spends most of her free time enjoying quality time with her two young sons and her husband of 18 years.

PRESIDENT ELECT

Jacobo Kirsch, MD, FNASCI



Dr. Jacobo Kirsch is an Assistant Professor at Florida International University and Florida Atlantic University. Jacobo has been involved in several executive positions and held membership in several Committees in many of our national societies, including the ACR, AHA, and RSNA.

Dr. Kirsch finished his medical school studies at the Universidad de Monterrey, in his native México. He completed his residency training in Diagnostic Radiology at the Cleveland Clinic and fellowship training at the Mayo Clinic in Cardiac Imaging as an RSNA grant recipient. He also holds an MBA from the University of Massachusetts at Amherst.

Dr. Kirsch joined Cleveland Clinic Florida in 2007 as a staff Radiologist becoming section head of Cardiothoracic Imaging in 2011 and Vice-Chair of the Department of Radiology in 2012. He is currently also the Chief Medical Officer for the Cleveland Clinic Weston campus.

Jacobo is originally from Monterrey, Mexico. He currently lives in North Miami Beach with his wife Joana, his two daughters, Joelle and Liat (14-year-old twins), and his son Bernardo (9 years old). Jacobo is an avid soccer fan, following Mexico through several World Cups and international tournaments and a rabid fan of his club America FC. On his free time, he tries to catch up on his reading and tries to squeeze in some running miles.

VICE PRESIDENT

Diana Litmanovich, MD, FNASCI



Dr. Diana Litmanovich is an Associate Professor of Radiology at Harvard Medical School and Chief of Cardiac Imaging section in the Department of Radiology at Beth Israel Lahey Health, Boston, Massachusetts. She is also a Director of Cardiothoracic Imaging Fellowship.

Dr. Litmanovich serves on Cardiovascular Research Commission of the American College of Radiology (ACR) and American College of Radiology Appropriateness criteria panel. She is an editorial board member of "Radiology: Cardiothoracic Imaging" journal and "Journal of thoracic Imaging". She specializes in Cardiac and Pulmonary Imaging. Her main research interests are in the clinical impact of advanced cardiovascular CT, with primary focus in imaging in pregnancy and post-partum, as well as development of radiation dose reduction techniques in cardiopulmonary imaging. She has also led efforts to increase the awareness of appropriate imaging of pregnant patients with suspected pulmonary embolism.

Diana attended Bruce Rappaport Medical School in Technion, Haifa, Israel and completed her residency training in the Rambam Hospital, Haifa, Israel. She moved to the United States in 2006 to pursue a research and clinical career in cardiovascular imaging at BIDMC, where she completed 2 years of combined clinical and research fellowship in cardiothoracic imaging and has joined the faculty in 2008.

Her main interests beyond medicine are historical reading and traveling. She is enjoying her free time whenever possible with her young daughter, her son (during his college breaks) and her husband of 23 years.

NASCI EXECUTIVE INTRODUCTIONS

TREASURER

Greg Kicska, MD, PhD, FNASCI



Dr. Gregory Kicska, MD, Ph.D., is a board-certified radiologist at UW Medical Center and a UW associate professor of Radiology and Cardiothoracic Imaging. He studied at the University of Chicago where he double-majored in Chemistry and Biological Chemistry.

Dr. Kicska earned his MD and Ph.D. from Albert Einstein College of Medicine in the Department of Biochemistry. In his thesis, developed pico-molar transition state inhibitors of purine salvage enzymes that proved useful in the treatment of T-cell leukemias and malaria. He radiology residency training was at the University of Pennsylvania, where he developed cardiac motion phantoms for MRI. After his fellowship, also at the University of Pennsylvania, he joined the faculty at the University of Washington in Seattle. He current research focuses on digital chest tomosynthesis and CT and MRI of pulmonary hypertension.

Dr. Kicska has been attending NASCI since 2006 as a resident and credits the society for his most valuable friendships and collaborations. In his free time, Dr. Kicska is an amateur-enthusiast photographer and enjoys mountain biking and skiing with his family.

SECRETARY

Phillip Young, MD, FNASCI



Dr. Phillip Young is an Associate Professor of Radiology and Chair of the Division of Body MRI at the Mayo Clinic in Rochester, Minnesota. He is also a member of the ACR Appropriateness Criteria committee for cardiac imaging and a reviewer for multiple journals.

Dr. Young received a B.S. in Biomechanical Engineering with Honors in Humanities from Stanford University and an MD with Honors in Radiology from Case Western Reserve University, where he was awarded the Martin I Perlmutter award for most outstanding performance in Radiology. Dr. Young completed an internship at CWRU/Metrohealth Medical Center, a radiology residency at Mayo Clinic Florida and an MRI fellowship at Stanford University.

On completion of his training, Dr. Young joined the Division of Body MRI in the Department of Radiology in the Mayo Clinic in Rochester, Minnesota. His clinical expertise is in cardiovascular and abdominal MR and CT as well as hospital/emergency imaging.

A native of Lima, Ohio, Phil now lives in Rochester, Minnesota with his wife, Dawn and his three children, Christina (8), Andrew (6), and Jonathan (3). When he's not travelling the world, Phil enjoys listening to live music, watching sports (but won't jinx any seasons by putting his favorite teams in print), hiking, tennis, and reading a wide variety of books and magazines.

MISSION STATEMENT

North American Society for Cardiovascular Imaging is a scientific, educational and professional organization dedicated to the advancement of Cardiovascular Imaging.

The objectives of the Society shall be:

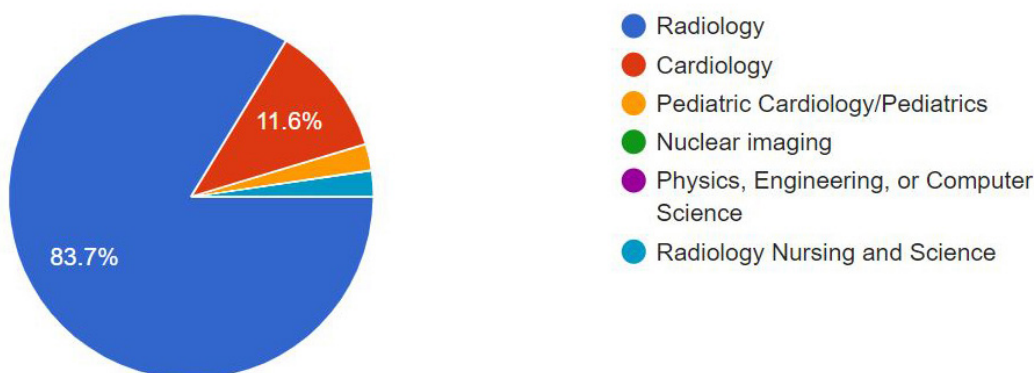
- To encourage the development and dissemination of knowledge regarding Cardiovascular Imaging
- To contribute to the active continuing education of its membership and the Medical Community
- To promote the study, research and clinical practice of Cardiovascular Imaging

MEMBERSHIP SURVEY RESULTS

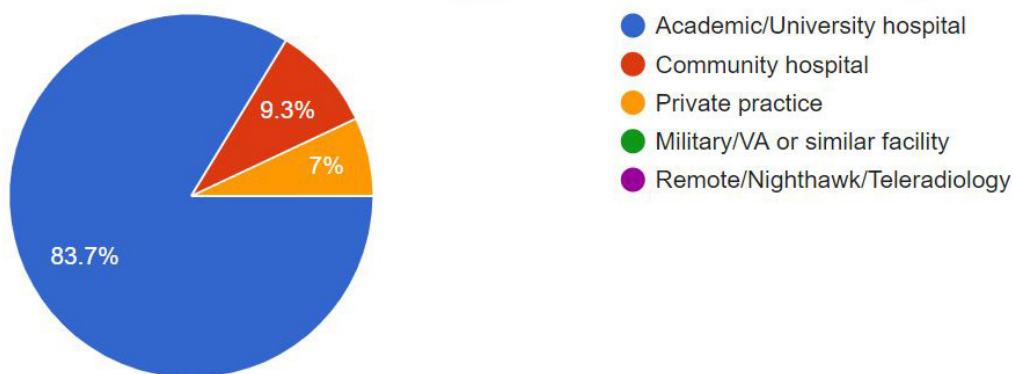
Dear NASCI members,

Thank you very much for your continued engagement in NASCI. We have reviewed the results of our Spring 2019 membership survey and would like to share them with you.

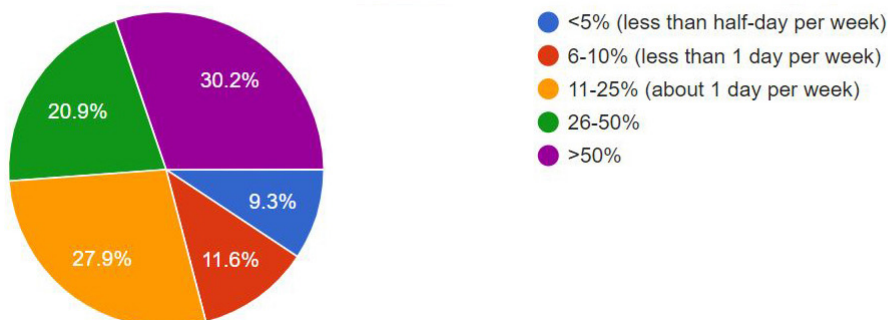
Which of the following best describes your field?



Which of the following best describes your work setting?

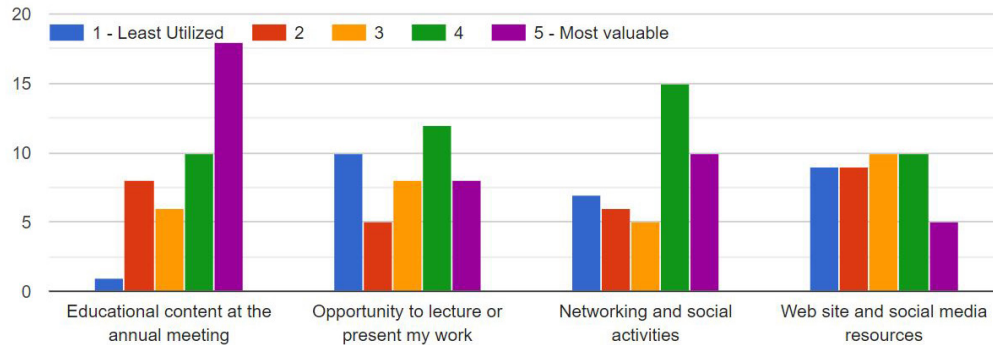


What percentage of your working hours is spent on cardiovascular imaging?



MEMBERSHIP SURVEY RESULTS

What do you value the most about your NASCI membership?



What are the barriers to renewing your NASCI membership?

Difficulty of having a manuscript accepted in the NASCI journal; Not much papers on CT in the journal or at the scientific meetings

unreimbursed by my employer, and no longer is deductible with new tax laws

Price

As a nurse scientist, the membership price is very expensive as I must pay for it myself. My institution has no mechanism to offset professional memberships. I make significantly less money than a physician.

Because this is about 5% of what I do, I'm a member of other societies and our academic allowance is exceeded very easily with 2 memberships and one meeting

no attending conference no membership

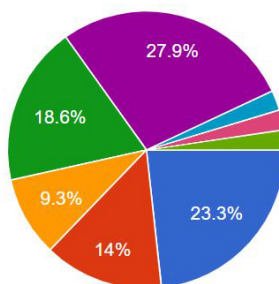
Money

Cost

international exchange rates

The website.

Which would best improve the value of your NASCI membership?



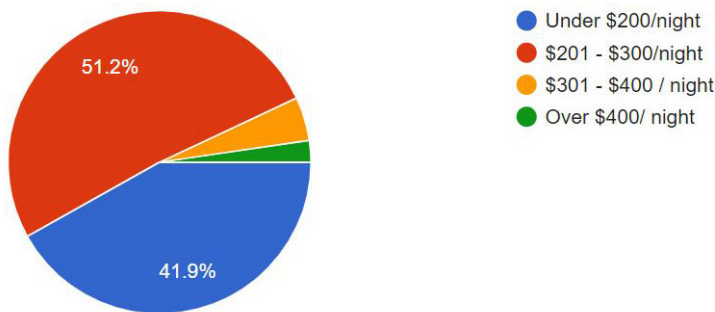
- Having monthly or regular educational webinars
- Increasing the number or quality of lectures at the annual meeting
- Increasing hands-on workshops
- Increasing the opportunities to lecture or present my research
- Increasing networking and social activities
- Moving the meeting to another time of the year or in conjunction with the STR meeting
- More talks on technical aspects such as troubleshooting image quality issues, especially for early career imagers
- Increased video lectures (recordings of past meetings) available on the website

MEMBERSHIP SURVEY RESULTS

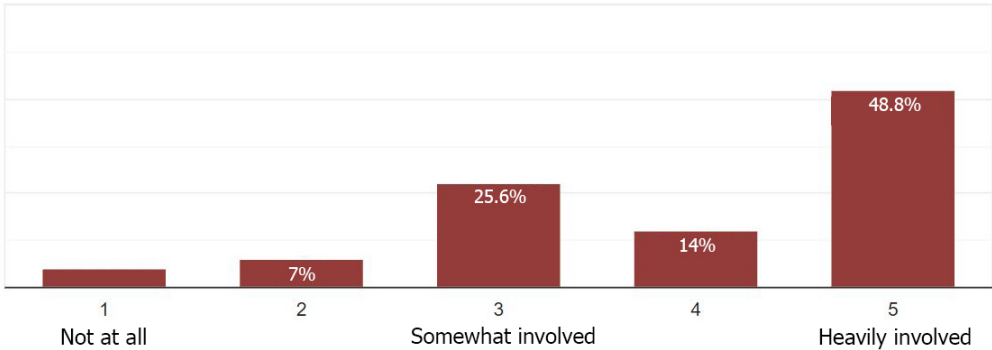
What is your reason for not attending a NASCI annual meeting?

There are too many other competing meetings and other professional obligations.
Cannot get the time away from work
I wasn't in the country during the last annual meeting.
Lack of time and coverage while I'm away
Always bad timing
Bad Timing
very frequent overlap with Jewish Holidays
Often conflicts with SCBT-MR and SMRA which are similar and at the same time of year
Recently joined the society
little familiarity with the meeting, unsure of what it offers; difficult to prioritize this meeting over others like STR, RSNA, ARRS, and opportunities at ACR Learning center.
financial/timing restraints
Financial
Timing
travelling time
Busy time of year with kids, etc.
cost
Busy clinical schedule - attending other meetings

What would be a reasonable total cost for lodging to attend a NASCI conference?



How much should NASCI be involved in advocacy (legislation, payer relations, new procedure codes, training verification, etc)?



MEMBERSHIP SURVEY ACTION POINTS

Membership Survey Action Points

Your feedback is very important to us. We will address several actionable items including:

- 1) Developing a regular cardiovascular webinar that will be made available every month or two.
- 2) Increasing the number of quality lectures and hands-on workshops during the annual meeting.
- 3) Scheduling the annual NASCI meetings to reduce scheduling conflicts with other society meetings and religious holidays.
- 4) Keeping conference hotel costs below the \$200 to \$300 per night range.
- 5) Increasing the quantity of on-demand video lectures at our NASCI web site.
- 6) Increasing NASCI's role in advocacy (legislation, payer relations, new procedure codes, training verification, etc).

Thank you very much for participating in our survey and for your continued support. Please don't forget to take advantage of the early bird registration discount for our next [Annual Meeting](#) (September 14-17, 2019) in Seattle, WA.


Best wishes,

Karen G. Ordovas, MD MAS FNASCI FSCMR
NASCI President
Professor of Radiology and Medicine
Director of Cardiac Imaging
University of California, San Francisco
<https://www.nasci.org/>

Matthew Cham, MD FNASCI
Chair, NASCI Membership Committee
Professor of Radiology
University of Washington

MEMBER SPOTLIGHT

Dr. Albert Hsiao



Dr. Albert Hsiao is an Associate Professor In-Residence at UC San Diego, and associate director of cardiovascular imaging for the Center for Translational Imaging and Precision Medicine (CTIPM). He practices clinically, and founded the Augmented imaging/Artificial intelligence Data Analytics (AiDA) laboratory to further build advanced imaging techniques in cardiovascular disease and oncology. Current areas of research include 4D Flow MRI, spectral CT, and artificial intelligence. He earned his bioengineering master's and Ph.D. at the UC San Diego Jacobs School of Engineering, and his M.D. in the university's Medical Scientist Training Program. The San Diego County native earned his undergraduate degrees in biology and engineering/computer science at Caltech. He continued his clinical training at Stanford University in general surgery, diagnostic radiology, interventional radiology and cardiovascular imaging.

While a clinical diagnostic radiology resident, he co-founded Arterys Inc., a start-up company that developed a cloud-based medical imaging artificial intelligence platform. His company partnered with GE Healthcare to bring the 4D Flow MRI technology to market, called ViosWorks. Among Dr. Hsiao's awards and honors: the 2019 ARRS Scholarship, UC San Diego Alumni Association Triton 40 Under 40 (2018), 2017 Early Career Investigator Award from the Academy of Radiology Research; the 2017 Whitehill Prize from the Academy of Clinician Scholars. <https://profiles.ucsd.edu/albert.hsiao>

Albert has been a member of NASCI since 2011, when he presented his first abstract on 4D Flow MRI. He was awarded the NASCI AHA Young Investigator award in 2011 and 2012 which encouraged him to continue on with cardiovascular imaging research. He has presented multiple invited lectures and scientific presentations at NASCI meetings over the years, including talks on contrast timing for CTA/MRA, 4D Flow MRI, CTEPH, and the first NASCI workshops on Artificial Intelligence in cardiovascular imaging in 2017 and 2018. He has served on the research (since 2016) and membership committees (since 2017).

MEMBER NEWS

Share Your Member News!

NASCI members are invited to share news and updates on themselves or fellow members. This is a great opportunity to publicize awards, achievements, promotions, or praise another member's accomplishments. Member News will be published in the NASCI Newsletter. Please include a short paragraph detailing the accomplishment. Pictures/headshots are also welcome. Information you wish to share can be sent to info@NASCI.org, with the subject line "Member News."

THE PULSE

NEW MEMBERS

Marcos Ferreira Botelho

Texas Children's Hospital

Dr. Demetrios Raptis

Mallinckrodt Institute of Radiology

Dr. Brian Soriano

Seattle Children's Hospital

Dr. A.Luana Stanescu

Seattle Children's Hospital

Dr. Narinder Paul

Western University

Dr. Bahiyah Alnafisi

Chesd diseases hospital and Kuwait Cardiac Centre

Dr. Magali Pham

Montreal Heart Institute

Dr. Osmany DeAngelo

Vascular and Spine Institute of Florida

Dr. Irfan Masood

University of Texas Medical Branch at Galveston

Dr. Mohammed Sadat Sulemana Grodno

State Medical University

Dr. Mohammed Mohammed King

Abdulaziz Cardiac Center

Dr. Samer Alabed

Sheffield Teaching Hospitals

Dr. Purusharth Sharma

RUHS

Dr. Tony Chen

OHSU

Dr. Eric Diaz

Texas Children's Hospital

Mr. Cullen Fleming

George Washington University

Dr. Shaimaa Fadl

University of Washington Medical Center

Dr. Jorge Castillo

Hospital Vicente Corral Moscoso

Ms. Erica Qiao

University of Washington

Dr. Allison Ferreira

Dartmouth-Hitchcock Medical Center

Dr. Rachael Kirkbride

Beth Israel Deaconess Medical Centre

Dr. Brylie McAllister

University of British Columbia

Dr. Luis Rodriguez-Ortiz

Department of Diagnostic Radiology University of Puerto Rico

Dr. Lydia Chelala

University of Maryland Medical Center

Dr. Yusuke Yagi

University of California, San Francisco

Dr. Matthew Lazarus

Montefiore Medical Center

Dr. Erin Romberg

Seattle Children's Hospital

Dr. Veska Pandika

Mallinckrodt Institute of Radiology Washington University School of Medicine

Dr. Gurjaspreet Bhattal

University of Florida

Dr. Jiyeon Kang

Northwell(Northshore-LIJ hospital)

Dr. Michael Clark

Mayo Clinic

Dr. Kesav Raghavan

University of California San Francisco

Dr. Pranav Penninti

UTHSCSA

Ms. Jiun Ying Hu

University of Maryland School of Medicine

Mr. Evan Masutani

UC San Diego School of Medicine

Ms. Hallie Whalen

University of Maryland School of Medicine

Ms. Mana Modares

University of Toronto

Mr. Charles Shelton

Kentucky College of Osteopathic Medicine

INAUGURAL NASCI SEED GRANT

We are currently soliciting applications for the inaugural NASCI Cardiovascular CT Seed Grant for 2019. One annual award will be granted with a value of \$10,000 in support of an innovative project in cardiovascular imaging. NASCI recognizes the challenges of starting an academic career and aims to assist its members in charting a successful career path. Eligible applicants include early career cardiovascular imaging investigators (residents, fellows, and faculty within 5-year of completing training). Applications should include a description of the project and a defined mentor. The application deadline is July 1, 2019.

Seed grant applications should include the following:

- o Project information - Background, aims, hypothesis/significance, methods, budget, timeline, IRB number, role of personnel (approximately 3 pages in length)
- o Curriculum vitae
- o Two letters of support including from project mentor and either program director (resident/fellow applicants) or Division/Section Chair/Department Chair (faculty applicants)

We encourage all early career investigators to apply! Spread the word!

Visit [our website](#) for more information.

Submit your application [here](#).

SOCIAL MEDIA

Stay up to date on NASCI news and events by following our social media accounts including Twitter (@NASCISociety) and Facebook (NASCI—North American Society for Cardiovascular Imaging, www.facebook.com/NASCISociety). If you are interested in social media and would like to help promote our society, please reach out to the Communications Committee at volunteer@nasci.org.



@NASCISociety



@NASCISociety




2019 MEETING INVITATION

NASCI North American Society for
Cardiovascular Imaging

2019 ANNUAL MEETING

Seattle, Washington • September 14-17, 2019 • Hyatt Regency Seattle



NASCI's annual meeting will be held at the Hyatt Regency in beautiful Seattle, Washington from September 14-17, 2019. The program committee has been busy preparing 4 days of up-to-date lectures. This year's meeting will feature a CT boot camp on September 14th geared to general radiologists interested in starting a cardiac CT practice as well as radiology residents who want to gain a more in-depth knowledge of cardiac CT. Technologists are also welcome to attend.

The remainder of the conference will focus on advanced topics in Cardiovascular Imaging in adults and children. We are thrilled to have Dr. Matthias Friedrich, a past SCMR president as our keynote speaker and back this year, is our Image Interpretation Panel moderated by Dr. Greg Kicska. Scientific sessions will be held at 7:00 AM from September 15-17 and the AHA abstracts will be presented on Sunday afternoon, September 15th. The STR/NASCI session will focus on pulmonary vascular disease and the International Session will concentrate on diseases of the aorta. Our speakers will also provide expert evidence-based advice on topics ranging from virtual reality, artificial intelligence, 3D printing, FFRct, parametric mapping and strain imaging as well as photon-counting CT.

New this year are sessions on imaging interpretation errors we all make, best publications since our last meeting presented by editors-in-chief or editorial board members from the top cardiovascular imaging journals and an advanced CMR workshop on parametric mapping and 4D flow led by Drs. Harold Litt, Albert Hsiao, Kate Hanneman and Jeremy Collins.

Things you need to know:

Early-bird registration deadline: August 15, 2019 (<https://www.nasci.org/future-meetings/>)

NASCI Welcome Reception: Saturday, September 14, 2019, 5:45-7:15 PM

NASCI Business Lunch: Monday, September 16, 2019, 11:55 AM-1:15 PM

NASCI Gala: Sunday, September 15, 2019, Seattle Space Needle, 7-10 PM

NEWSLETTER EDITORIAL TEAM

Chief Editor

Kate Hanneman, MD, MPH, FRCPC

Section Editors

Kimberly Kallianos, MD

Eric Williamson, MD, FNASCI